

## Close shave — Servos process veneer quickly

**Bill Koss**  
President  
Capital Machine Co.  
Indianapolis, Ind.

**Mark Tanner**  
Applications Engineer  
Industrial Indexing Systems  
Victor, N.Y.

**S**ervocontrols let a veneer-slicing machine cut sheets as thin as 0.005 in. with a 0.001-in. tolerance. The five-axis servocontrol system that makes this possible comes from Industrial Indexing Systems (IIS), Victor, N.Y.


The slicer, developed by Capital Machine Co., Indianapolis, Ind., consists of a table to which a half log (called a flitch) fastens, and a carriage with an attached blade. The carriage incrementally feeds the blade toward the wood before it makes a down stroke on the flitch. A thin sheet of veneer gets sliced off and carried away on a conveyor mounted above the carriage. The

blade retracts at the bottom of the stroke and increments to get ready for the next cycle.

At a typical speed of 90 strokes/min, the machine can cut between 20,000 and 30,000 pieces of veneer in a single 8-hr shift. One factor that makes it difficult to cut a thin sheet with any consistency is the varying size, shape, and density of the logs. They can be up to 18 ft long and weigh as much as 10,000 lb.

The machine's most critical motion is that of the carriage which feeds the blade into the wood. A 15-hp motor moves the large weight of the carriage through the wood. A pressure-bar adjustment compresses the wood as it passes the blade. This makes for a smooth sheet of veneer by eliminating much of the wood's natural inconsistencies. Two 1.3-hp servomotors adjust the gap between the blade and the pressure bar.

A pair of hydraulic servovalves, one at each end of the blade, control



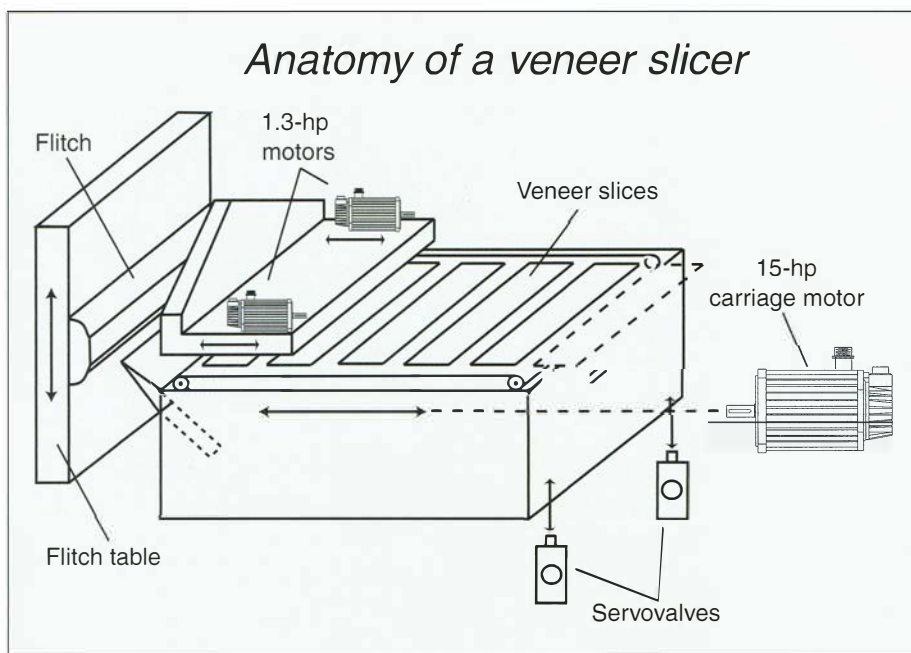
A worker can mount a flitch to the moveable table using either hydraulics or a vacuum process. The servocontrolled carriage with the attached knife blade is visible to the left.

the lead angle of blade attack on the flitch. The servovalves can change the blade angle to compensate for blade wear and dulling. Dulling changes the effective angle of attack on the wood, potentially creating rough cuts. The slicer adjusts blade angle in just a few seconds via servocontrolled adjustments. The same task once took 25 min when done manually and was usually done at least a dozen times every 8-hr shift.

Blades are normally changed once per shift, more frequently if they hit embedded objects like fence wire, nails, or bullets. This is typically a 5 to 40-min process. But the ability to quickly and accurately adjust carriage and blade location and lead angle contributes to a speedier blade change.

Servocontrol also lets operators adjust sheet thickness with the push of a button. Without servocontrol, adjustments in manually controlled machines were made via ratchet feed gears and took about 20 min.

Copyright© by Penton Media, Inc.



A-23-CS-2

Call us today at (585) 924-9181 to discuss this application in greater detail

626 Fishers Run, Victor, NY. 14564 ~ info@iis-servo.com ~ www.iis-servo.com

# INDUSTRIAL INDEXING SYSTEMS, INC

626 Fishers Run, Victor, NY. 14564 ~ (585) 924-9181

info@iis-servo.com ~ www.iis-servo.com



## Team IIS



Our objective is to bring state-of-the-art servo system products to practical use on the factory floor. Whether it is a complete turnkey system or servo components, IIS' commitment to quality products and personalized support is unsurpassed. Our business philosophy is pretty simple. We take responsibility for everything we sell. By doing that we make a long-term commitment to our customer's success.

## Headquarters in Victor NY



To accommodate the steady growth we've enjoyed over the years, our facility has been expanded several times to its present 17,000 square foot capacity. This location houses all critical departments - Sales, Marketing, Applications Engineering, R&D, Production, Warehouse, Panel Shop, Quality Control and Customer Support. Having everything under one roof speeds communications and provides better service to our customers.

## Sales Representatives

### ■ Applied Motion Solutions, Inc

Area: CT, ME, MA, NH, VT, RI  
George Fede (860)930-8066  
Email: georgefede@amsmotion.com  
  
Dawn MacKerron (617)489-4709  
Email: dawnmackerron@amsmotion.com

### ■ Brundage Associates, Inc

Area: NJ, Downstate NY, Eastern PA, DE, MD  
Bruce Kramer (610)393-9497  
Email: BruceKramer@Brundage-Inc.com  
  
Thomas Miceli (973)521-0552  
Email: TomMiceli@Brundage-Inc.com

### ■ New Age Industrial Sales

Area: CO, UT, WY  
Edward Rhoden (970)573-6398  
Email: e.rhoden@newageindustrialsales.com

### ■ Jake Rudisill Associates

Area: NC, SC, TN, GA, FL, VA, AL, MS  
Lantz Critel (704)910-9227  
Email: Lantz.critel@JakeRudisill.com  
  
Sam Thomas (704)907-2179  
Email: sam.thomas@jakerudisill.com  
  
Douglas Thackery (770)794-8111  
Email: doug.thackery@JakeRudisill.com

### ■ Satek Engineered Components, Inc

Area: WI, IL, IN  
Michael Gabel (312)813-0104  
Email: mike@satekec.com

### ■ Motors, Drives & Gears + Controls

Area: TX, OK, AR, LA, NM  
Ray W. Zimbal Jr (817)307-1274 / (713)835-9753  
Email: Sales@MDGControls.com

### ■ Culpepper Solutions Group

Area: Western PA, OH, WV, KY  
Larry Culpepper (804)312-5985  
Email: larry@culpeppersolutions.com  
  
Ryne Culpepper (804)312-5985  
Email: ryne@culpeppersolutions.com

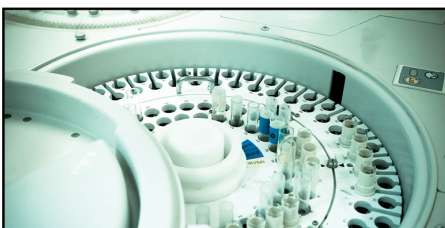
### ■ Axiom GB Ltd

Area: United Kingdom, Europe  
Matthew Nickson 011 44 1827 61212  
Email: Matthew.Nickson@AxiomGB.com

### ■ IIS Headquarters, Victor, NY US States, Canada and Mexico

Alaska	Iowa	Nevada
Arizona	Kansas	North Dakota
California	Michigan	Oregon
DC	Minnesota	Puerto Rico
Guam	Missouri	South Dakota
Hawaii	Montana	Virgin Islands
Idaho	Nebraska	Washington

If you would like to discuss the opportunity of becoming a Sales Representative for our organization, drive brand awareness, and develop business relationships with new and existing clients, please contact Mike Hupf, Sales Manager at (585)924-9181



Ready to elevate the efficiency, consistency, and repeatability in your operations? Call us today at (585)924-9181 to discuss your application needs